


SLD Homework Weekly Planner

Homework Pack Summer Term: **Week 4**

Class: **SLD 1**

Mental Health Awareness Week	Activity One	Activity Two	Activity Three	Activity Four
<p>Monday</p> <p>International Museums Day</p>	<p><u>Health and Fitness</u></p> <p>Take part in story yoga. (link below) This week's story is 'The Twits'.</p> <p>How do you feel? Show an adult. (See pages below).</p> <p>Complete a physical management plan (Students who have one).</p>	<p><u>Maths</u></p> <p>Can you now relate what you know about number to a clock? Transfer number skills to everyday life and routine. How does a clock work? Today can you make your own clock? (See link below)</p>	<p><u>Citizenship</u></p> <p>What is a museum? Can you create your own museum using toys, photos, shapes, food? Link to maths for sorting and ordering items and/ or Time - are items Old/New etc.</p> <p>Share a picture with me on Dojo and / or visit a virtual museums online, why not take a look around them! Share with me your favourite.</p>	<p><u>English</u></p> <p>Reading: Active Learn. Read or listen to the story assigned to you. Your login details were sent to you through Class Dojo. Or ask me to send you some RML reading words on dojo</p>

<p>Tuesday</p>	<p><u>Health and Fitness</u></p> <p>Complete a physical management plan (Students who have one). Choose a positive mental health activity to complete today. (see pages below)</p> <p>How do you feel? Show an adult. (See pages below)</p> <p>Breathing exercises. (link below)</p>	<p><u>Technology</u></p> <p>Kitchen safety. Today have a look in your kitchen. Which items are hot when in use? Make a list on the sheet below. (See pages below). Talk to your parents/carers about how we can use these items safely.</p>	<p><u>Enrichment</u></p> <p>There are lots of mini beasts around at this time of the year! Find some stones (in your garden or when out for your daily exercise)</p> <p>Paint the stones to make mini beasts such as a ladybird or spider.</p> 	<p><u>Maths</u></p> <p>Comparing 2D shapes. Lesson 2. (See link Below)</p> <p>You will need playdough for this lesson. You can make it at home if you don't have any (link below).</p>
<p>Wednesday</p>	<p><u>English</u></p> <p>Fine motor skills. Can you practice some fine motor skills? (see the link below for ideas).</p> <p>Have a look at the first news section on our school website.</p>	<p><u>Maths</u></p> <p>Work through the powerpoint about reading time (O'Clock). Choose a game to play about time:</p> <ul style="list-style-type: none"> • Do other tasks relating to number • Look at clocks • Play bingo 	<p><u>Citizenship</u></p> <p>Signing numbers. Can you sign numbers 1-10? If you can try 1-20. (see link and pages below).</p>	<p><u>Health and Fitness</u></p> <p>Complete a physical management plan (Students who have one). Can you complete a movement workout? See pages below.</p>

<p>Thursday World Meditation Day World Day for Cultural Diversity</p>	<p><u>Enrichment</u> Today is a day we celebrate Cultural Diversity. This means that everyone is different. We all like different colours, different foods, and different clothes. The world would be very boring if we were the same! Today can you create a poster a picture or a collage including all the things you enjoy? Be creative and share your work with me through Class Dojo!</p>	<p><u>English</u> Initial sounds. Have a look at the picture. What sound does it start with? (see pages below) First News activities RML reading Or If you log in works go to Rapid Readers</p>	<p><u>Health and Fitness</u> Complete a workout with Joe Wickes. Complete a physical management plan (Students who have one). How do you feel? Show an adult. (See pages below) Can you listen to a guided meditation? (link below) Cross curricular - relate breathing to previous learning / knowledge of the body.</p>	<p><u>Computing</u> Can you use the computer/ipad/phone to access different information? You could; <ul style="list-style-type: none"> • Use the internet to find out information • Use the app store to play a game • Use the computer to make pictures on paint • Use the computer or phone to type out words or sentences. </p>
<p>Friday</p>	<p><u>Health and Fitness</u> Complete a dance workout with Oti Mabuse. Complete a physical management plan (Students who have one).</p>	<p><u>Creative Arts</u> Make your own instrument - explore sounds with these. What objects could you use in the house - are these noises loud or quiet?</p>	<p><u>Technology</u> Making a healthy summer fruit salad - talk about your favourite fruit - what colour, taste, texture etc. - share this with others.</p>	<p><u>Celebration Assembly</u> Weekly review. What did you enjoy this week? What did you find tricky? Have you got any pictures of the fantastic work you have done this week? Send it through class dojo. Check the website to see the celebration of work from our school!</p>

Please feel free to get in touch through Class Dojo with any queries you may have. You can send in photos or videos of the students learning through the message feature of Class Dojo.

Additional Comments:

Health and Fitness

<https://www.youtube.com/user/thebodycoach1> - Joe Wicks family workout

https://www.youtube.com/watch?v=9vLpwN-_DGw - Cosmic Kids Yoga

https://www.youtube.com/channel/UC58aowNEXHHnfIR_5YTtP4g - Dance workout with Oti Mabuse

<https://www.shambhala.com/sittingstilllikeafrog/> - Breathing exercises

<https://www.youtube.com/user/thebodycoach1> - PE with Joe Wickes

<https://www.youtube.com/watch?v=DWOHcGF1Tmc> - Guided Meditation

English

<https://www.activelearnprimary.co.uk> enter our school code gx6g. - Reading

<https://www.youtube.com/watch?v=MD86MGSBd8w> - Fine motor skills

<https://new.phonicsplay.co.uk/resources/phase/2/flashcards-speed-trials> - Speed sounds

Username: march20

Password: home

<https://home.oxfordowl.co.uk/reading/learn-to-read-phonics/> - Phonics support for parents/carers

Maths

<https://www.thenational.academy/specialist/numeracy/comparing-2d-shape-properties-specialist-wk4-2> - Oak National Academy 2D shape.

<https://www.bbcgoodfood.com/howto/guide/playdough-recipe> - How to make playdough

https://cdn.oxfordowl.co.uk/2016/09/28/12/01/00/264/RWBCK_Make_Your_Own_Clock_Worksheet.pdf - Make your own clock

<https://www.wikihow.com/Play-What%27s-the-Time-Mr-Wolf> - How to play - Whats the time Mr Wolf?

<http://www.ictgames.com/mobilePage/hickoryDickory/index.html> - Hickory Dickory Clock - This game is at a higher level and includes quarter 2 and quarter past.

Citizenship

<https://www.youtube.com/watch?v=GFDZ-QUrTdo> - Pause when you have seen 1-20. British sign language.

Additional Links

<https://ec1.educationcity.com/> Education City. Username: MaryElliotSchool Password: vhfp9X

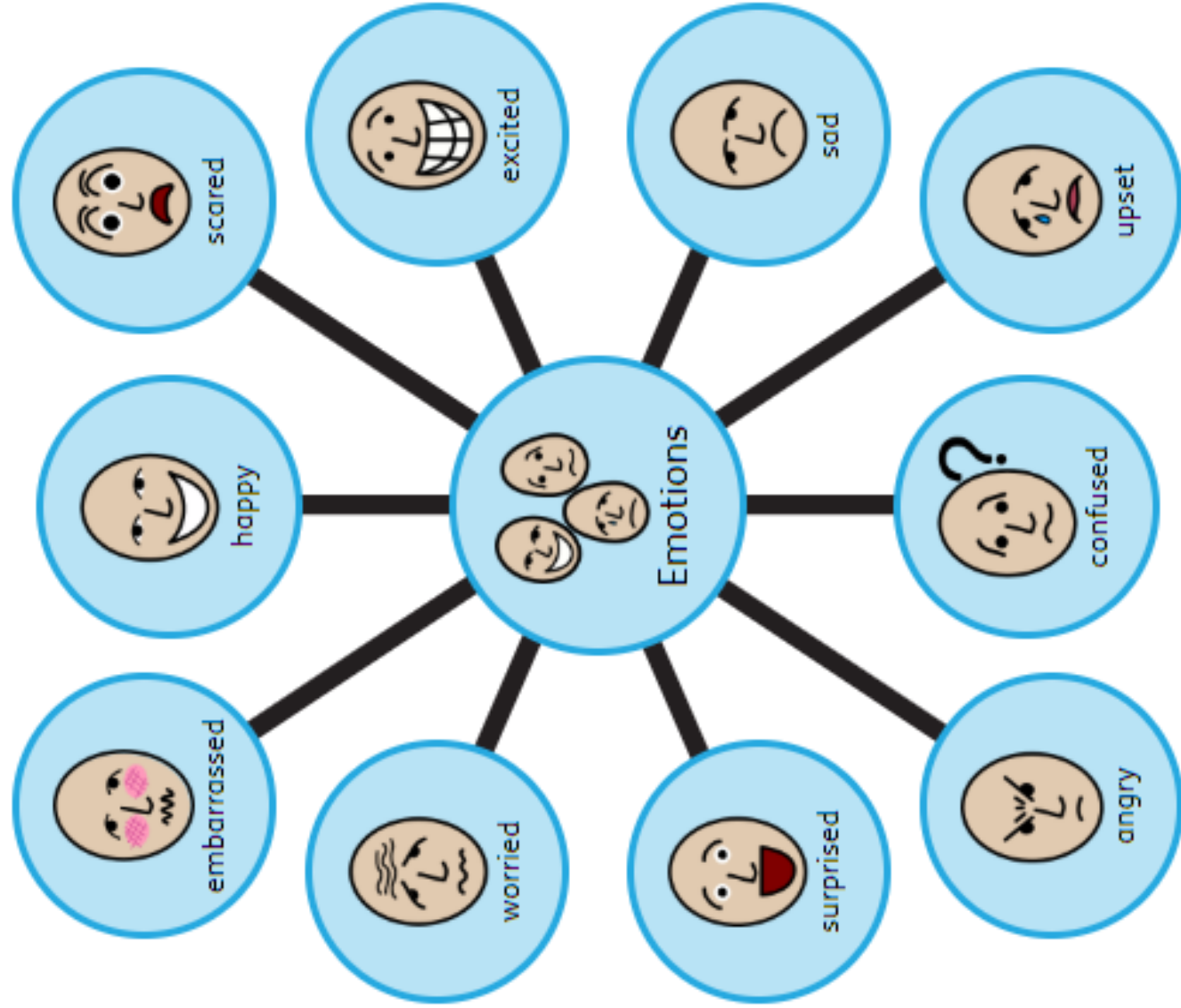
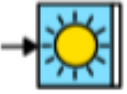
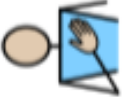

Music Ideas










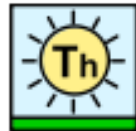


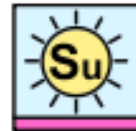
Choose a positive mental health exercise to do today.







 <p>Go to</p>  <p>bed early</p>	 <p>Talk about</p>  <p>feelings</p>	 <p>quiet</p>  <p>reading</p>
 <p>go</p>  <p>outside</p>	 <p>exercise</p>	 <p>play a game</p>  <p>with someone</p>  <p>else.</p>

? How do you feel today?



 =   
 What is the day today?

      
 Monday Tuesday Wednesday Thursday Friday Saturday Sunday

     
 (Show an adult the day today)

BSL Numbers



0



1



2



3



4



5



6



7



8



9



10



11



12



13



14



15



16



17



18



19



20



Movement Workout



3



Choose from the movements listed below. Can you pick 3 to do?



1



30



Hop on one leg for 30 seconds.



30



Jump on the spot for 30 seconds.



3



Run for 3 minutes.



30



Move your arms up and down for 30 seconds.














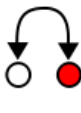




Reach and pull for an object.




Move your head side to side.


 -  in  the kitchen.

Which  items  in  your  kitchen  could  be  hot  when  used?


 **Make** a  **list** or  **draw**  **pictures** of  the  **items**  **below.**

JOB TO DO AT HOME

 **M**
monday

 **Tu**
tuesday






 **W**
wednesday

 **Th**
thursday

 **F**
friday

 **Sa**
saturday

 **Su**
sunday

 tidy up toys	
 wash the dishes	
 hoover the floor	
 empty bins	
 do the dusting	

 do homework	 get dressed	 bath	 wash hands
 daily exercise	 make bed	 brush teeth	 wash face
 help out	 make breakfast	 brush hair	 shower

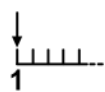

Achievement Certificate For














Awarded for _____


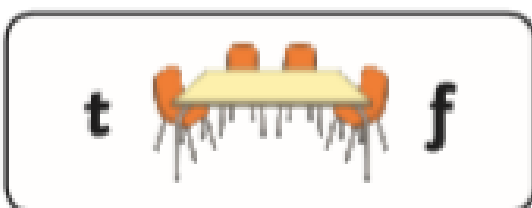

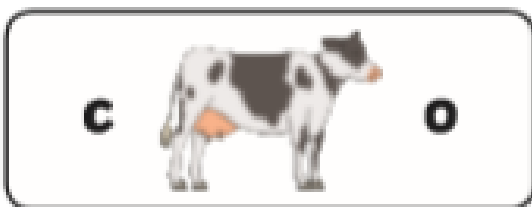



Date _____

Signed _____

(ABC) -  
English - Initial sounds

?     
Can you circle the initial sound?

     
Challenge: Can you write the word?





Technology



- Making



a fruit salad

1




1. Choose



the



fruits



you



want to



add.

2



2. Chop



the



fruits



into



small

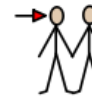
chunks



and



add



them



to



the



bowl.

3



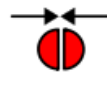
3. Mix



the



fruit salad



together.

4



4. taste



your



fruit salad.



What do you think?



I



like



it.



I



don't like



it.